

From: Susan Andersen, CSW <sandersen@transformationsllc.net>**Date:** July 25, 2022**To:** jpolley@transformationsllc.net**Time:** 8:09 am**Subject:** covid test result**Size:** 61 KB**Tags:** \$forwarded

Good Morning!! I have attached the test result that I did last week from Baptist Urgent Care. I tested positive for Covid. I am still not feeling well but am at the computer today going through emails. I'm going to wait a few more days before I start scheduling home visits. Thanks!!

Sincerely,

Susan Andersen, CSW

Targeted Case Management

sandersen@transformationsllc.net

----- Original Message -----

From: "Susan Andersen" <adoptadream@icloud.com>

To: sandersen@transformationsllc.net


Sent: July 25, 2022 07:48:34 am EDT

Subject: missing subject

Susan Andersen, MSW Sent from my iPhone


ATTACHMENTS

Based on your HTML message display preferences, some plain text message part(s) have been hidden as they may be redundant with the displayed HTML content. Additionally, images that seem to be referenced by the displayed HTML are not being shown as separate attachments.

 **Message_Section_1.2.html (HTML, 1.61 KB)**

 View


 Download

 **IMG_1471.jpg (JPEG, 28.69 KB)**

 View

 Download

 Save to Documents

 **IMG_1472.jpg (JPEG, 22.27 KB)**

 View

 Download

 Save to Documents

[illegible]

General information

Designed by Gordon Duffman

Copyright © 2000 by John Wiley & Sons, Inc.

Received and accepted for publication 15 July 2004

[illegible]

THE NEW YORK PUBLIC LIBRARY
ASTOR LENOX TILDEN FOUNDATION
500 5TH AVENUE
NEW YORK 17, N.Y.

[illegible]

SARS-CoV-2, NMA, Details

Study Results

Interpretation of the study results
 The study results are presented in the following table, which shows the
 results of the study for each of the four groups.

Consolidated Results

Group	Age	Gender	Weight	Height	Weight	Height
Group 1	18-24	Male	60-70	170-180	60-70	170-180
Group 2	25-34	Female	50-60	160-170	50-60	160-170
Group 3	35-44	Male	70-80	180-190	70-80	180-190
Group 4	45-54	Female	60-70	170-180	60-70	170-180

Additional information about the study results
 The study results are presented in the following table, which shows the
 results of the study for each of the four groups.

The study results are presented in the following table, which shows the
 results of the study for each of the four groups.